

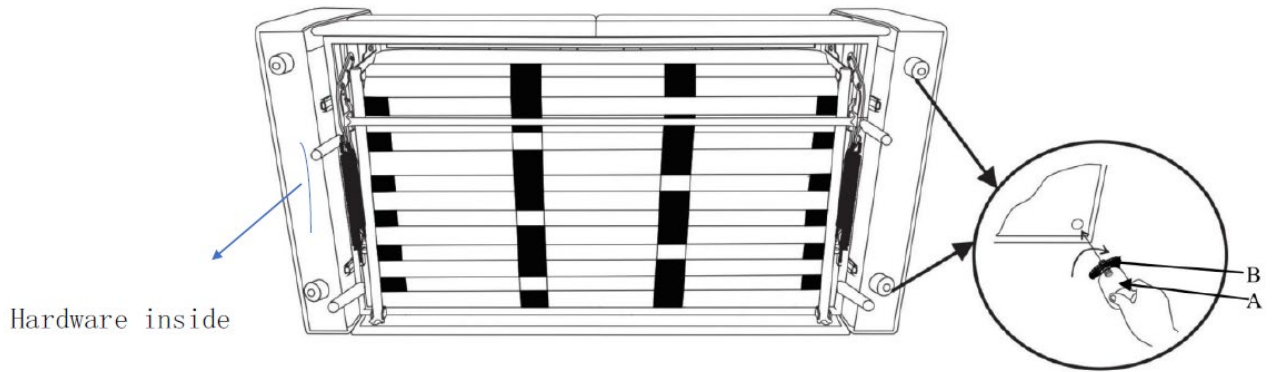


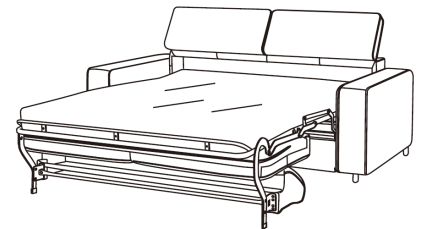
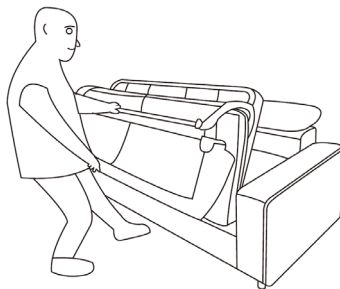
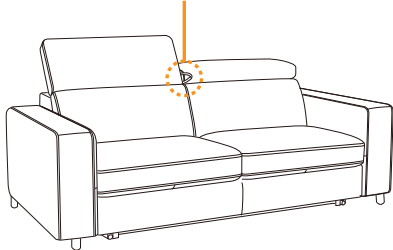
A		x 4
B		x 4

1



2

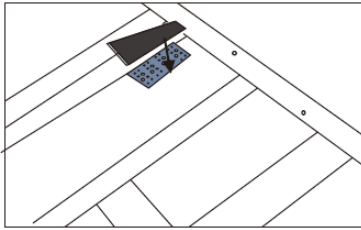
Between the cushions is a fabric handle to help extend the sofabed out



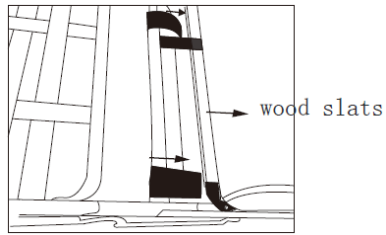
After uprighting the sofa or after restoring it to the sofa position, give the cushions a fluffing to restore a nice even shape.

Do not adjust the Velcro when the mattress is removed for cleaning.

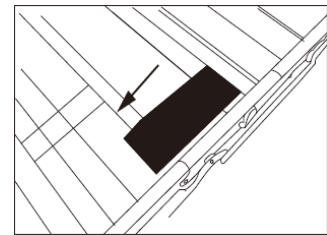
If Velcro tape is moved from the original position, replace as following before putting the mattress back on:



1. The Velcro tape wraps around this iron tube



2. Place the Velcro tape facing backward under the slats



Do not place the Velcro tape facing forward!

Keep hands and feet clear of the moving mechanisms, and do not allow children to operate or play with the operating mechanisms.

Store the Siena in the sofa configuration when not in use.